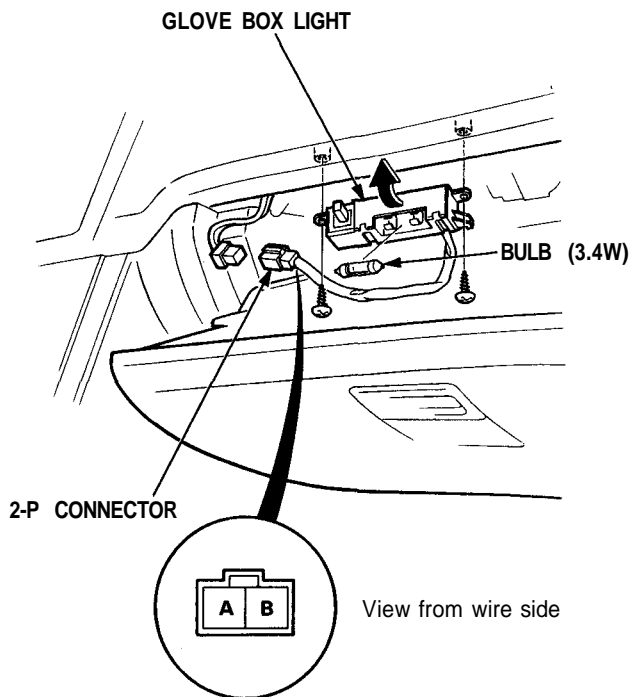


Glove Box Light

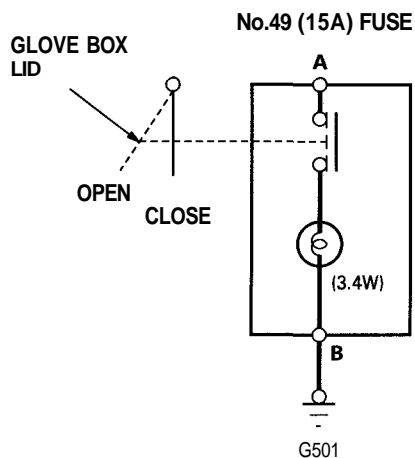
Test

1. Open the glove box.
2. Disconnect the 2-P connector from the glove box light.



3. Check continuity between the A and B terminals with a good bulb installed.

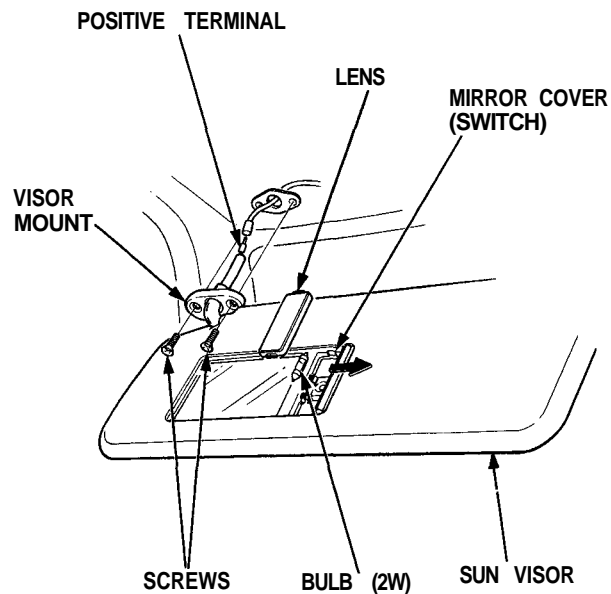
- There should be continuity when the switch is released.
- There should be no continuity when the switch is pushed.



Vanity Mirror Light

Test

1. Remove the two screws from the sun visor mount.
2. Disconnect the positive terminal and remove the sun visor.



3. If necessary, pry the lens off and replace the bulb.
4. Check continuity between the positive terminal and mount base (ground) with a good bulb installed.

- There should be continuity when the cover is open.
- There should be no continuity when the cover is closed.

